

ONLINE ATHLETIC CLEARANCE

1 VISIT [ATHLETICCLEARANCE.COM](https://athleticclearance.com)

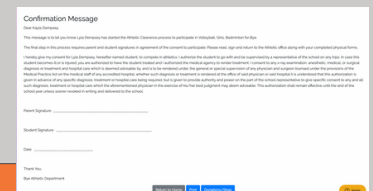
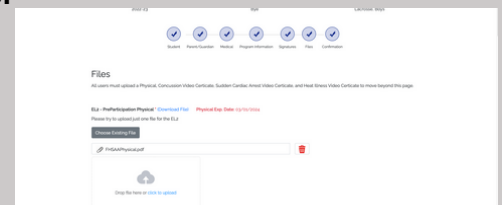
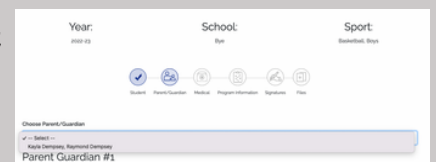
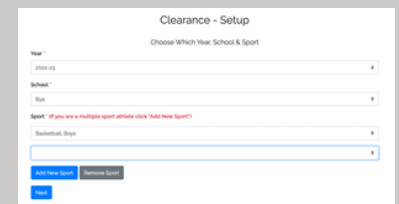
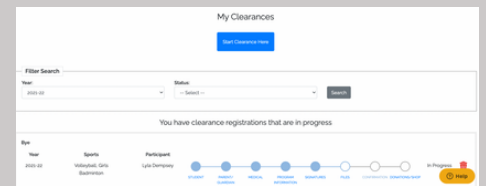
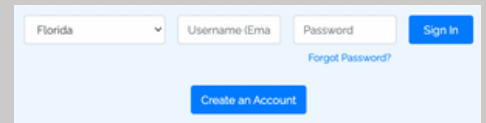
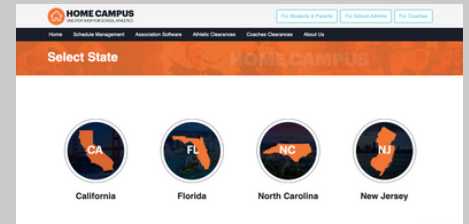
CHOOSE FLORIDA
LOG INTO ACCOUNT

New Users

Create an account. Please register with a valid PARENT/GUARDIAN email address as the username and generate a password.

Return Users

Log into existing account used in previous School Year.



2 SELECT START CLEARANCE HERE

Select

School Year in which student plans to participate.
School where student will participate Sport(s).

Participating in multiple sports? Use Add New Sport button.

3 COMPLETE ALL REQUIRED FIELDS

Student Information, Parent/Guardian Information, Medical History, Signature Forms, and upload any File(s).

Student Info & Parent Guardian Info

If you have previously used Athletic Clearance select student or parent/guardian from the dropdown menu. Most fields will autofill with previous information. **Be sure to update the fields that are not autofilled.**

Files

Drag & drop or browse from your computer to add a file. Select Choose Existing File to search for a previously uploaded file.

CLICK
SUBMIT COMPLETED
APPLICATION

4 CONFIRMATION MESSAGE

Your clearance is ready for review by your school once you have reached the **CONFIRMATION MESSAGE** page.

**THE STUDENT IS NOT CLEARED YET!
THE SCHOOL MUST REVIEW AND CLEAR THE STUDENT. AN EMAIL NOTIFICATION WILL BE SENT ONCE THE SCHOOL HAS REVIEWED AND CLEARED THE STUDENT FOR PARTICIPATION.**

CONTACT HOME CAMPUS
SUPPORT@HOMECAMPUS.COM
HOMECAMPUS.COM

QUESTIONS?
USE THE HELP ICON AT THE BOTTOM
RIGHT SCREEN FOR ASSISTANCE!

Help